


Coil unwinding device


Item no. 151 94 60f

Installation instructions




During transport, the device has unpacked in 5 peaces.

Put feet and axle like picture. There is two screws for feet, those must tight well.



Turn the pipe roll stands to 90° and tight well. Whit those screws You can adjust the machine just right to pipe roll.



Put the pipe roll stands to device.

Now the device is ready for pipe rolls.

Screw the straightener on coil unwinding device whit two Screws

